



HOMELESS POINT-IN-TIME COUNT 2026

Tri-County Sheltered/Unsheltered Count
(Orange, Osceola & Seminole)



January 25th, 2026

The Point-in-Time (PIT) Count is a survey that collects estimates on the number of people experiencing homelessness on a single night in January.

Trained volunteers and outreach workers go out into the community and count the number of people who are unsheltered. Shelter providers count the number of people in emergency shelter and transitional housing. The data collected is used to better understand the scope of homelessness in Central Florida.



The weather was colder than usual:

Jan 26th	Jan 27th	Jan 28th
73° / 46°	52° / 35°	61° / 37°

300+
Volunteers
Helped with
the Count

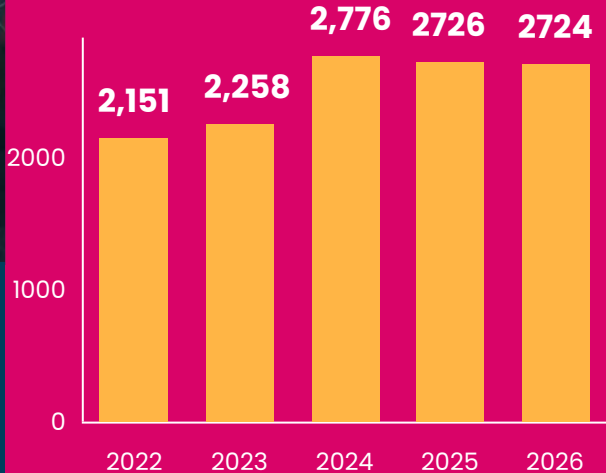
PIT Totals



2724

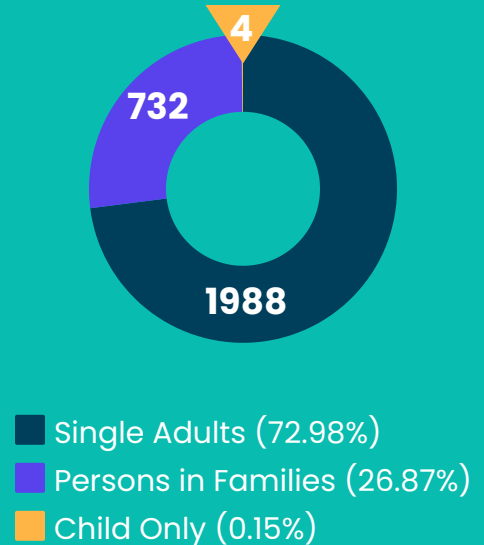
**Total People
Counted**

- ▼ Decrease of 0.01% since 2025
- ▲ Increase of 26.6% since 2022



PIT Count Last 5 Years

Household Types




PIT Subpopulations

■ Sheltered ■ Unsheltered


538
20% of total




240
9% of total



96
3% of total



243
9% of total



Adults with Serious Mental Illness

Adults with Substance Use Disorder

Adults with HIV/AIDS

Adult Survivors of Domestic Violence

549
20% of total




Chronically Homeless

73% of the Chronically Homeless population is unsheltered.


51% of homeless people with a serious mental illness are sheltered.

201
7% of total



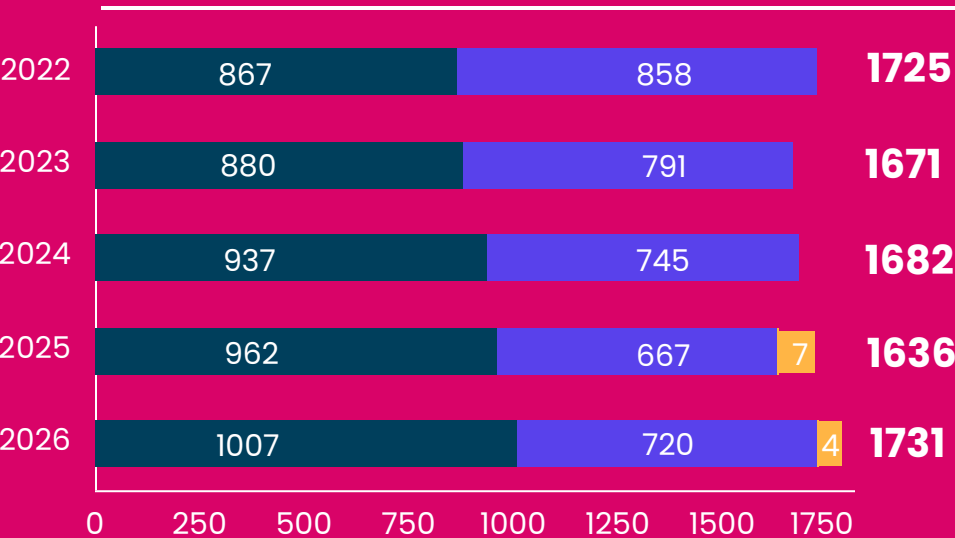
Veterans

135
5% of total



Youth Households 18-24

Sheltered Count



Single Adults Persons in Families Child Only

The Sheltered Count includes people in emergency shelters (**66%**) and people in transitional housing (**34%**).

Shelter capacity has been growing the last few years, with the addition of voucher-based shelter options driving the majority of capacity gains.

Adult-only households in shelter has increased by 16% since 2022.

Unsheltered Count

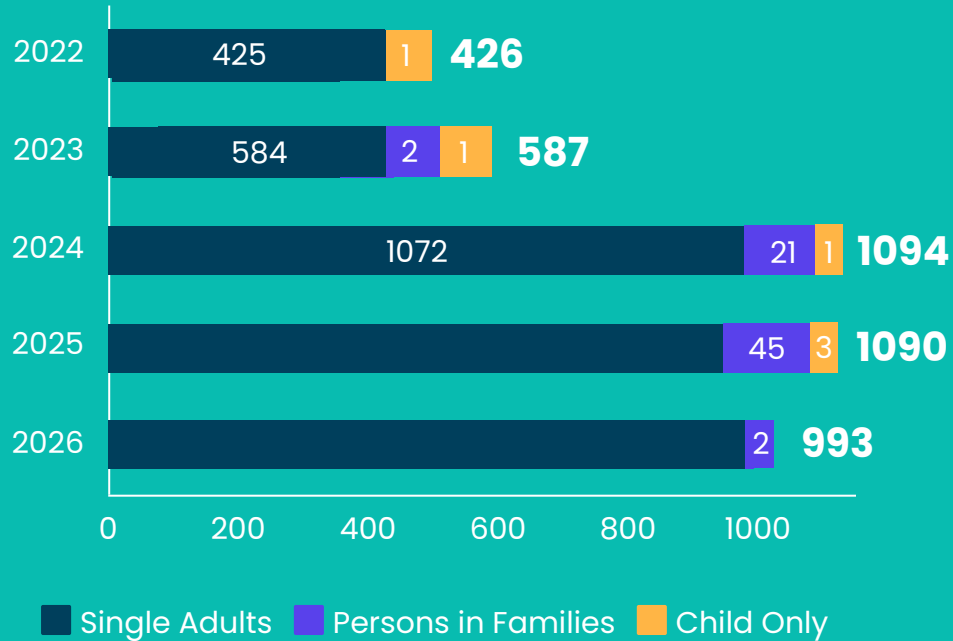
↑ **133%**

Increase in unsheltered homelessness since 2022.

The number of unsheltered people surveyed decreased by **9%** between 2025 and 2026.

The most common places that unsheltered people spent the night were:

- Streets or sidewalk (53%)
- Woods or encampment (27%)
- Vehicle (8%)
- Abandoned building (4%)
- Bus, train station, or airport (2%)
- Under bridge/overpass (1%)
- Other (5%)



Orange

1,312

667

1979

PIT by County

Since 2025, homelessness has changed in each county by:

Orange | increased by 3%

Seminole | decreased by 17%

Osceola | increased by 2%

Seminole

226

137

363

Osceola

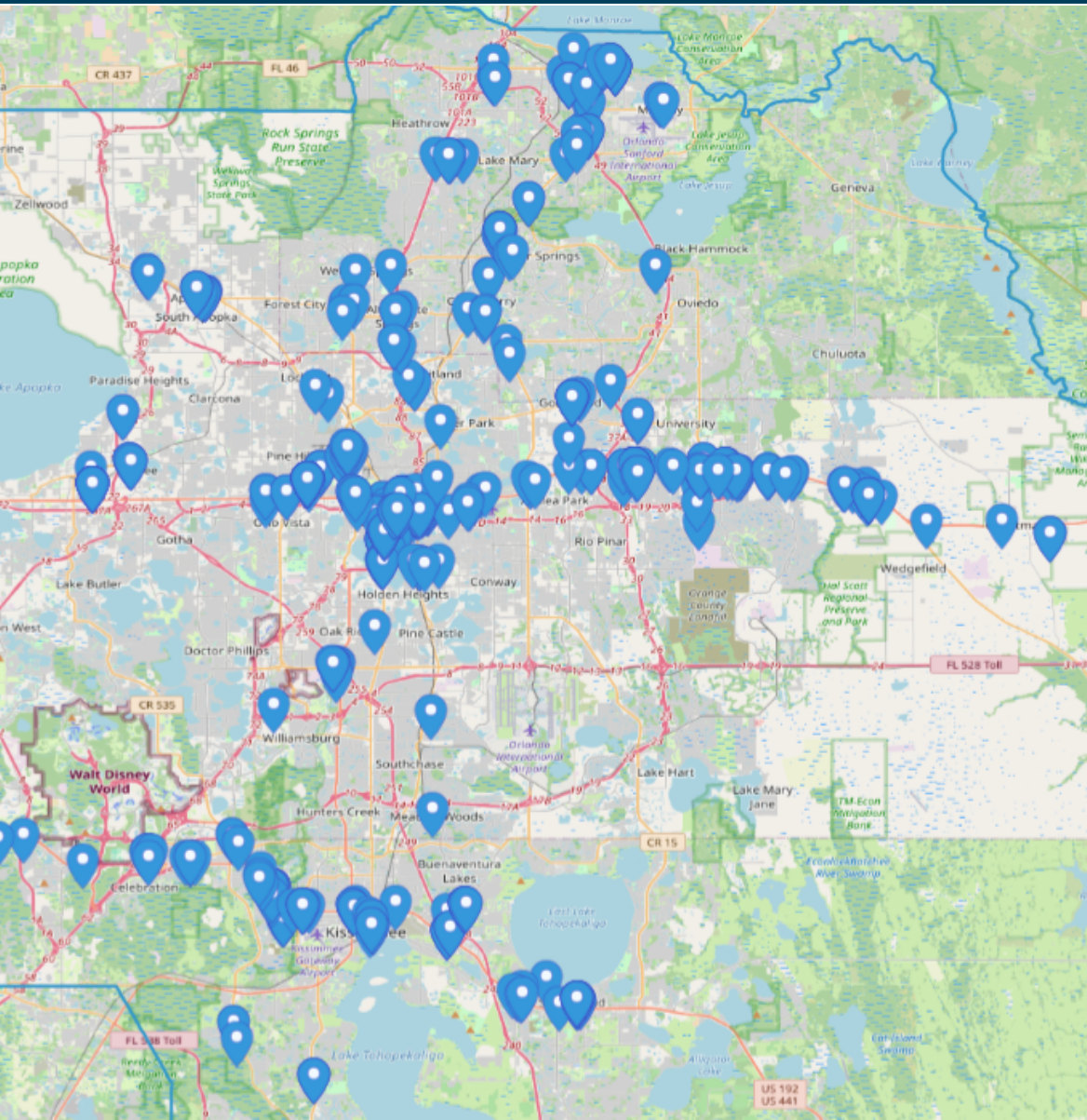
193

189

382

Sheltered Unsheltered

PIT Count Hotspots



This map shows the FL-507 service area, which includes Orange, Osceola, & Seminole counties.

The most common locations to survey people were around the Central Florida Transit Corridors:

- Highway 50 E/W
- Highway 17-92 N/S
- Highway 192 E/W

There is increasing visibility of homelessness in the following areas:

- East Orlando
- Winter Garden
- Bithlo
- St. Cloud

PIT Demographics

Homeless Population

General Population



Black (47.25%) White (32.86%)
All Other Races (19.9%)

Black (17.03%) White (74.47%)
All Other Races (8.5%)

Race

Racial and Ethnic disparities continue to be present amongst those experiencing homelessness in Central Florida, compared to the general population.

People who identify as Black, African-American, or African make up 47% of the homeless population and 17% of the general population in Florida.

Sheltered Unsheltered

			Total	Percent
Black, African American, or African	916	321	1237	45% of total
White	401	494	895	33% of total
Hispanic or Latino/a	149	115	264	10% of total
White & Hispanic or Latino/a	111	8	119	4% of total
Multi-Racial	44	18	62	2% of total
Black & Hispanic or Latino/a	46	4	50	2% of total
Other Races	64	33	97	4% of total

Sheltered Unsheltered

Age



In 2026, **49% of people over the age of 55** were unsheltered.

Since 2025, homelessness amongst **people aged 55 and older increased by 6%.**

Unsheltered homelessness among the 18-24 age group **decreased by 23%** since 2025.

Thank you to everyone who assisted with the 2026 PIT Count.



www.cfch.org
www.hsncfl.org